

## Suggested Supplies

- Paper/Card stock
- Markers
- Glue
- Scissors


## Time Required

- 10 minutes to prep



## Steps

1. Print and cut out the animal template
2. Glue the animal head on the body of the bookmark
3. Decorate your animal!



## Animal Suggestions

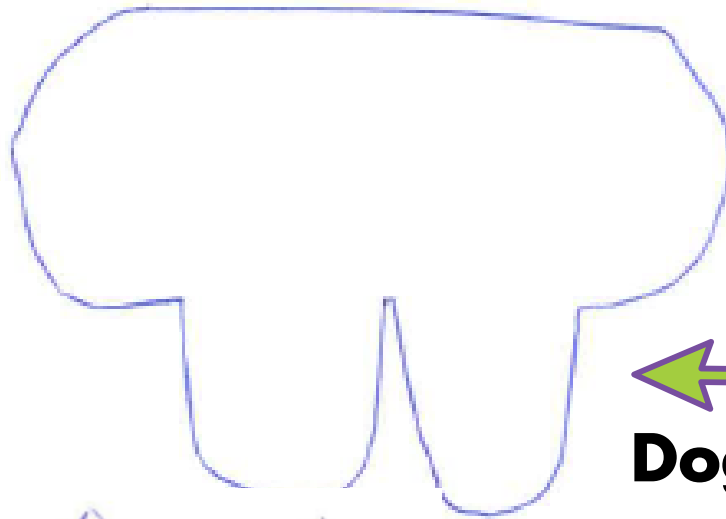
Dog, Cat,  
Rabbit, Hamster

Connect with Pets

# Animal Bookmarks Templates



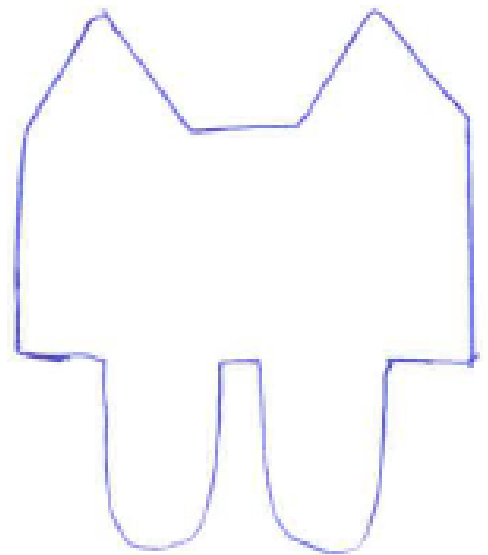
  
**Dog Body**



  
**Dog Head**



**Cat Body** 



  
**Cat Head**

